



Classroom Technologies: What to Expect in Horizon Hall?

Crystal Clemons & LeAnn Pittman

Classroom & Lab Technologies, ITS




INTRODUCTION OF PRESENTERS

Crystal Clemons

Director, Classroom & Lab Technologies

LeAnn Pittman

Learning Space Design Manager



Horizon Hall

NEW ACADEMIC BUILDING; 218,000 ft²

- classrooms
- workplaces
- meeting rooms
- Mason Innovation Exchange (MIX)

* Central home to the College of Humanities and Social Sciences.













KNAACK
DATAVAULT

© 14





LSM











Active Learning Classroom

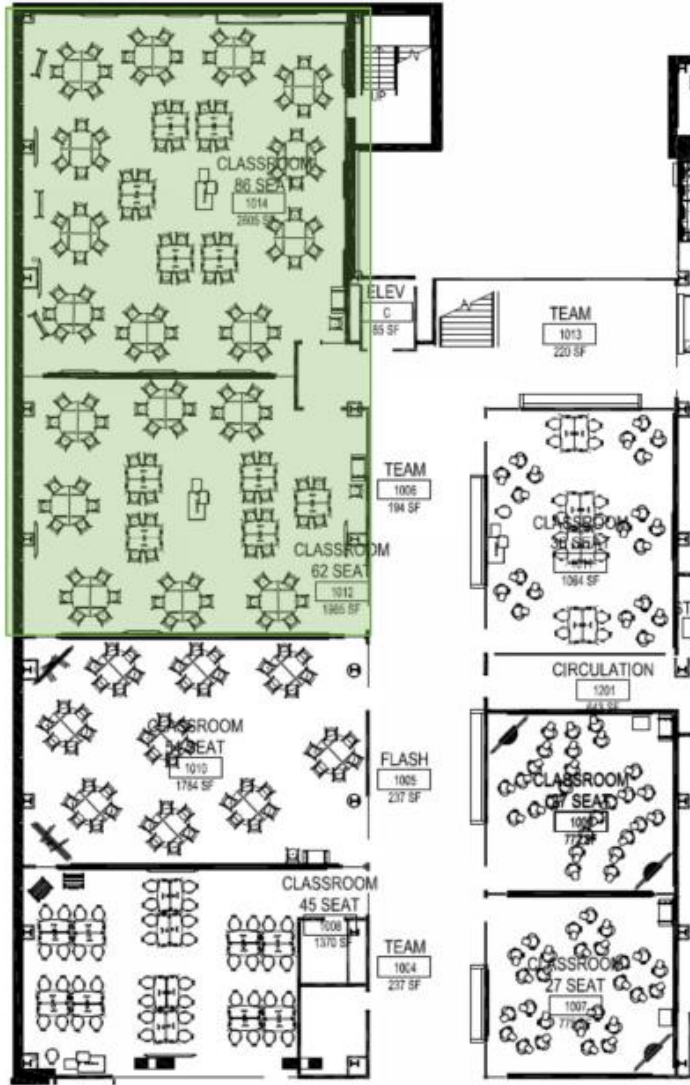


Active Learning Classroom

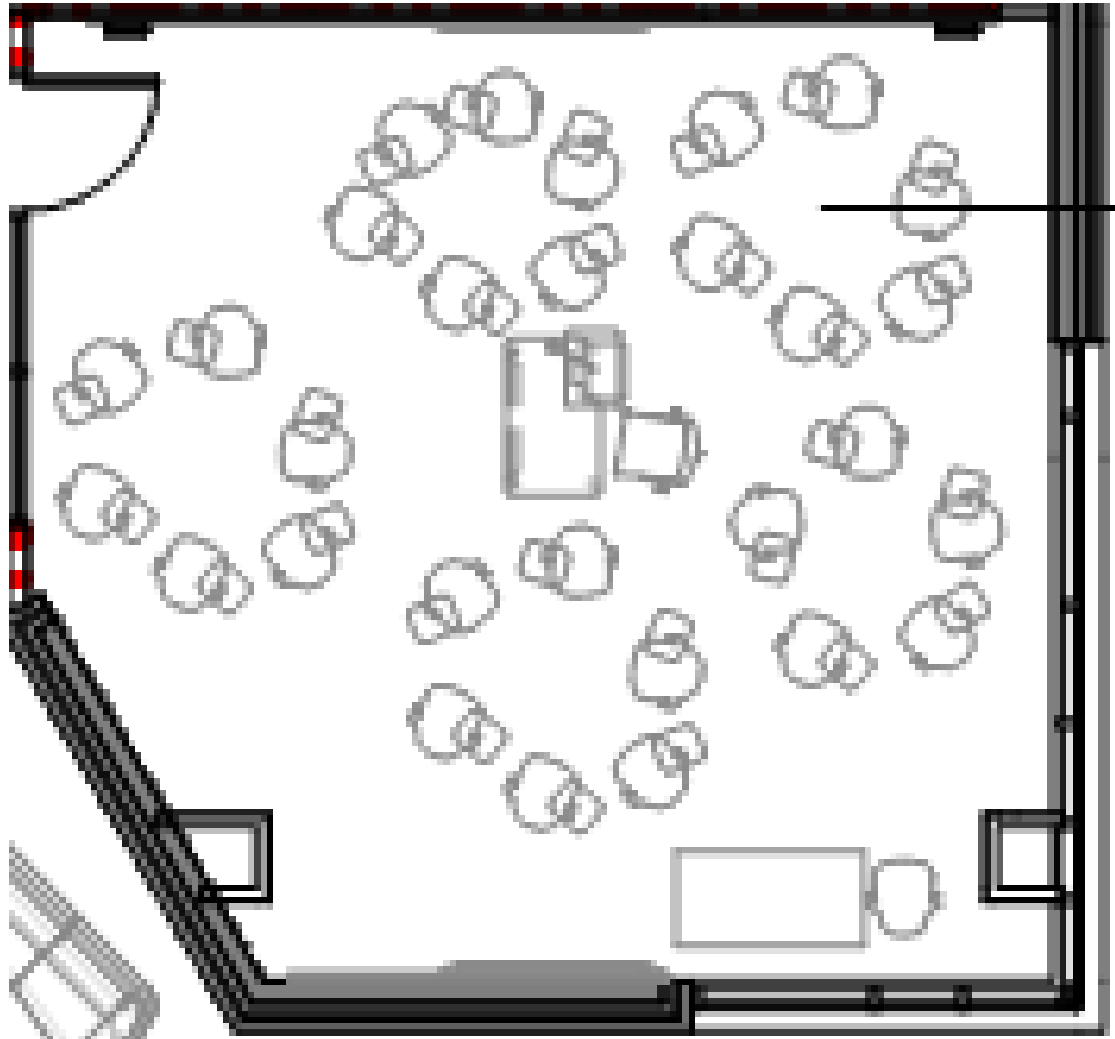


what's new?

Classroom Info

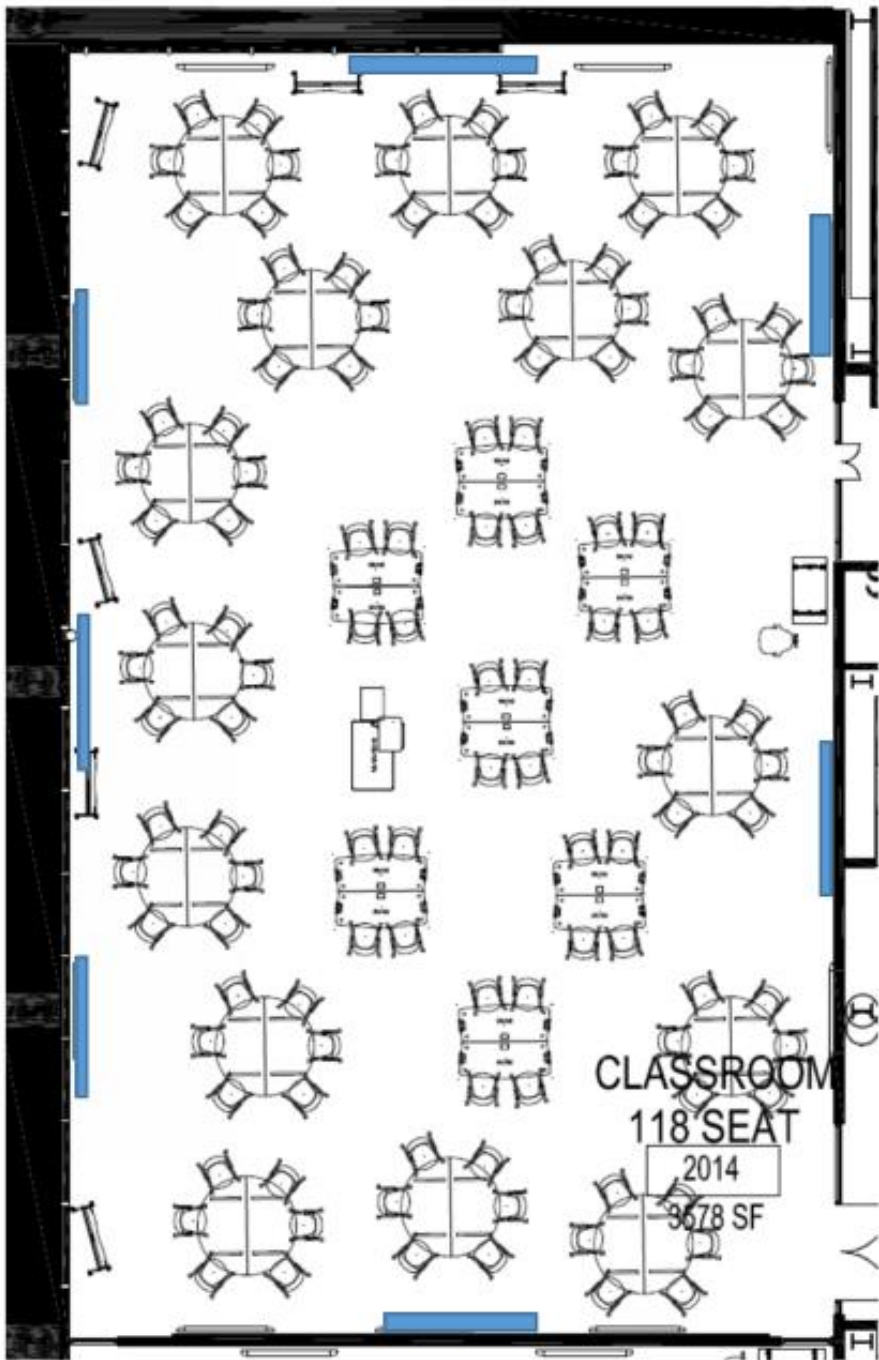


- 27 Active learning classrooms
- Whiteboards around the room
- Multiple displays in each room
- Flexible spaces with moveable mixed furniture types
- Seats range from 27 to 118
- Mix of small and large learning spaces
- Flexible and scalable technology



Rm 3001

- Seats 27
- Individual student moveable chairs
- 2 LED displays
- 2 Cameras
- 1 instructor location



Rm 2014

- Seats 118
- 60" half round tables & Steelcase Verb tables
- See Verb tables in Peterson with small whiteboards
- 7 LED displays
- 2 Cameras
- 3 instructor locations



Technology Overview

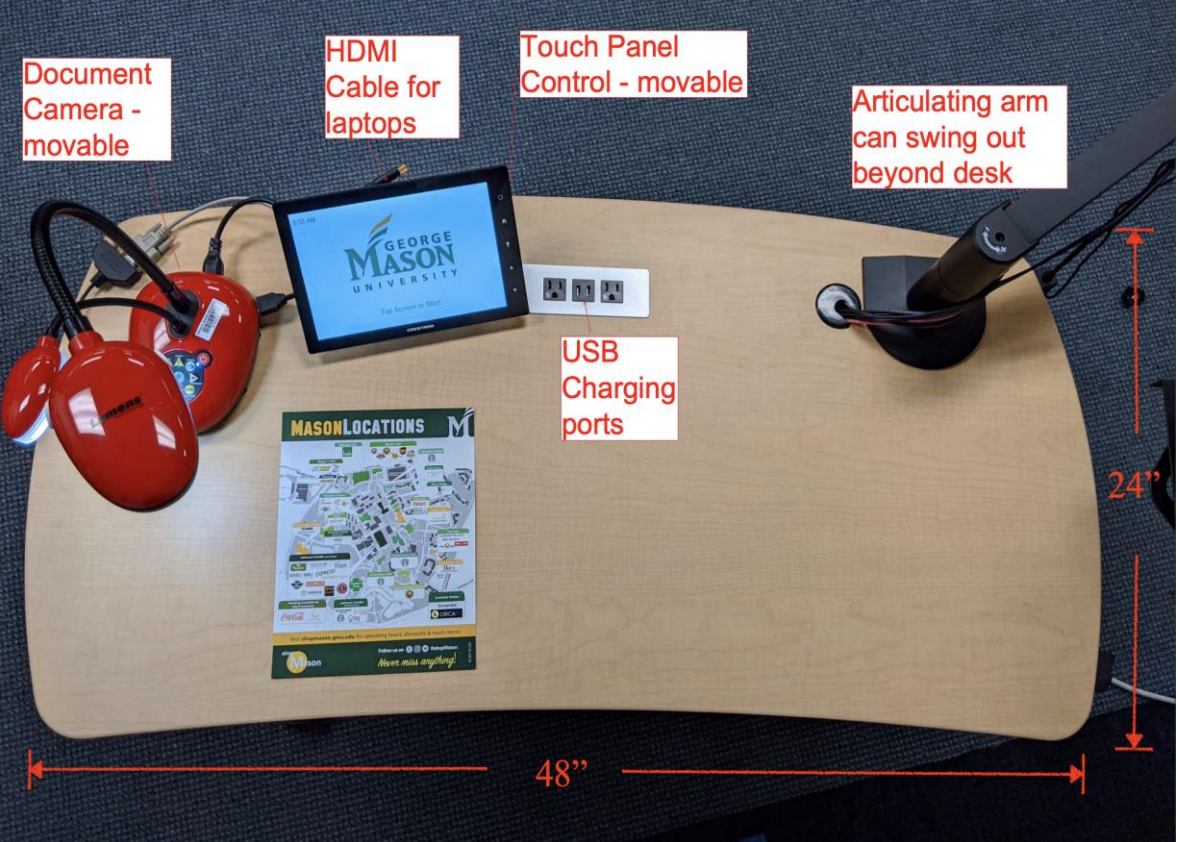

- Height-adjustable moveable instructor lectern
- Micro PC with DVD drive affixed to the desktop monitor
- Articulating arm to increase available lectern surface area
- Ladibug document camera in every room
- Displays around the room (not 1 per table)



Technology Overview


- Wireless presentation at every display to accommodate group collaboration
- Audio enhancement for speech and recording
- Use of AV/IP technology to provide maximum flexibility in classroom systems
- Technology centrally located in IT closets
- All rooms equipped to support hybrid/blended learning

Instructor lectern




Audio Enhancement

1. Speech reinforcement: Each room has three microphones (gooseneck, lavalier, and handheld) for the instructor
2. Hybrid/remote teaching: Ceiling mounted mics for the classroom
3. Large rooms: Additional mics to capture student reinforcement



Centralized IT racks

- Most AV technology will be located in racks outside of the classroom
- Technology in the classroom will directly support teaching and learning needs



Hybrid/blended learning

- All rooms equipped to support hybrid/blended learning
- Each room has two cameras to offer flexibility communicating with remote users
- Each room has ceiling microphones strategically located to capture instructor and student discussion

next steps




Project Milestones

- Interior Finish Complete: January 5, 2020 (phased completion by floor)
 - Floor 1 – Nov 20th
 - Floor 2 – Nov 25th
 - Floor 3 – Dec 23rd
 - Floor 4 – Dec 24th
 - Floor 5 – January 4th
 - Floor 6 – January 5th
- Furniture Install: November 16, 2020 (start) - January 16, 2021 (complete)
- Move-in (Phased): January 18, 2020 (start) - February 2020 (complete)

NEXT STEPS

- Finalize the touch panel interface to provide intuitive control of the classroom environment
- Support open houses in partnership with the Stearns Center to introduce faculty to the new rooms
- Facilitate user training on new technologies



questions

Crystal Clemons, Director, Classroom & Lab Technologies,
ITS, cclemons@gmu.edu

LeAnn Pittman, Manager, Learning Space Design,
ITS, kpittman@gmu.edu



INNOVATIONS in Teaching & Learning conference

stearnscenter.gmu.edu | [@StearnsCenter](https://twitter.com/StearnsCenter) | [#MasonITL](https://twitter.com/hashtag/MasonITL)

Thank you for attending and to our sponsors, Blackboard and Libraries!

Explore other sessions & network: 2020itl.sched.com

Tell us what you think...
Please complete the session feedback poll question on your screen.

Want more time to talk about your teaching?
Join a Teaching Square or Social "Lunch" 12:15-12:45pm daily.

Additional Session Resources:
journals.gmu.edu/ITLCP/